

East Windsor Soccer Club (EWSC)  
How to Volunteer

**Table of Contents**

Table of Contents.....	1
Revision History .....	2
How to Volunteer.....	3

East Windsor Soccer Club (EWSC)  
How to Volunteer

**Revision History**

Version 1	2/9/26	This document describes how to complete the requirements of being a volunteer who works with minors.
-----------	--------	--

## East Windsor Soccer Club (EWSC) How to Volunteer

### How to Volunteer

#### Descriptions of Volunteer Roles

Connecticut law requires anyone age 18 and older to complete SafeSport training and submit to a background check before he/she can be on the playing field with minors (17 and younger).

#### Mandatory

- Both returning volunteers and new volunteers must register once per seasonal year in the division(s) in which you are participating.
- The initial [SafeSport training course](#) takes about 3 hours to complete. The annual refresher course takes about 1 hour to complete.
- You must provide your SSN when you initiate your background check. [CJSA](#) pays for background checks. They are valid for two years.
- You must upload a photo of yourself in your profile. It must be a **passport-style photo of your face and shoulders**. That is the photo that will appear on your coach pass. The referees look at that photo to verify you are eligible to be on the field with the players.

#### Optional

- Earn a concussion awareness certificate. It can be obtained from the [CDC Heads Up website](#)
- Earn a coaching certificate.
- Earn coaching licenses if you decide to broaden your coaching career.

### Procedure If You Have Already Volunteered for This Season

If you already have an account, and you have already volunteered for a role, but you need to authorize your background check and/or take a SafeSport course, then do the following:

Click on *Volunteer* as shown on p. 4.

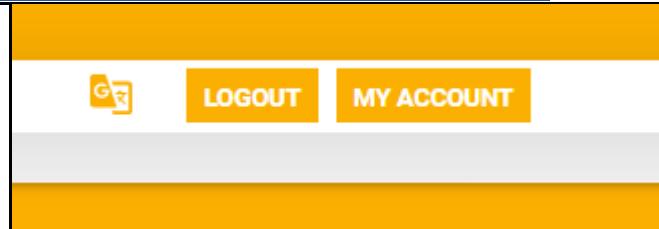


Initiate your background check and SafeSport certification course or refresher course as shown on pp. 11-12.

# East Windsor Soccer Club (EWSC) How to Volunteer

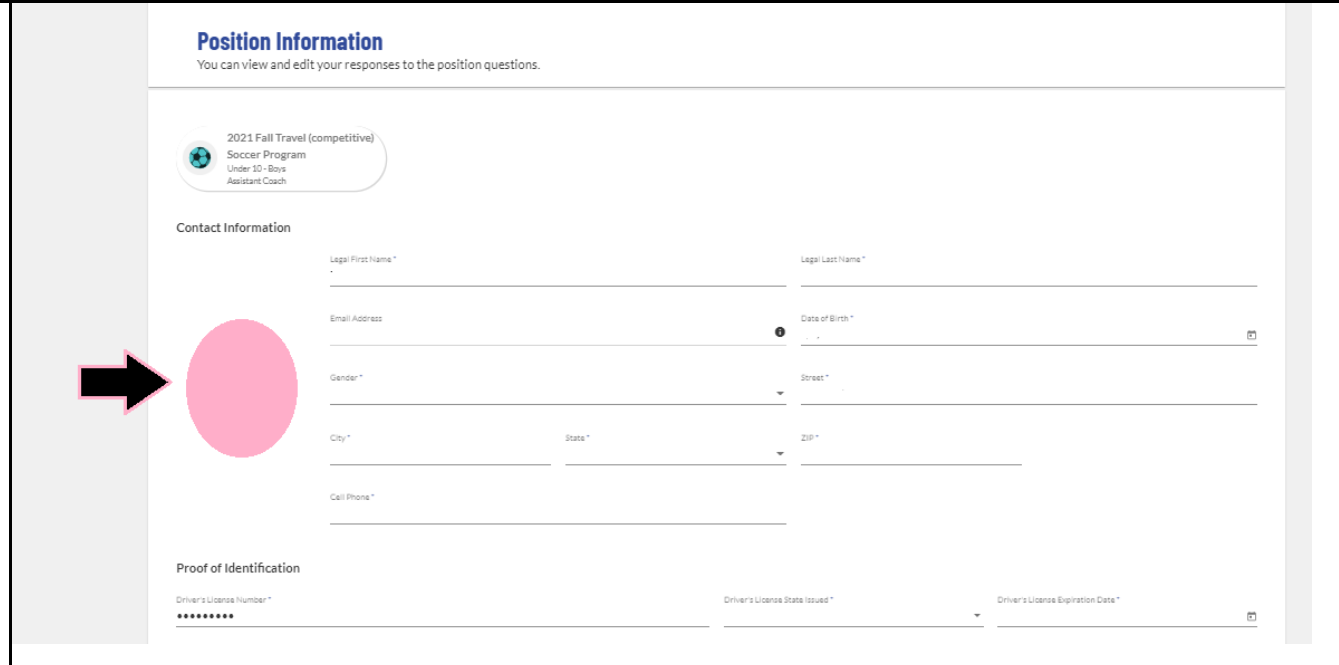
## Procedure for First-Time Volunteers for This Season

Go to your account at  
[www.ewsoccer.com](http://www.ewsoccer.com)



You might already have an account that you used to register your player during this season or a prior season. If not, you can create your account for the first time.

While you are creating your account and entering your info, you must upload a **passport-style photo of just your head and face**. It will appear on your coach's pass.



**Position Information**  
You can view and edit your responses to the position questions.

2021 Fall Travel (competitive)  
Soccer Program  
Under 10-Boys  
Assistant Coach

Contact Information

Legal First Name \*

Legal Last Name \*

Email Address

Date of Birth \*

Gender \*

Street \*

City \*

State \*

ZIP \*

Cell Phone \*

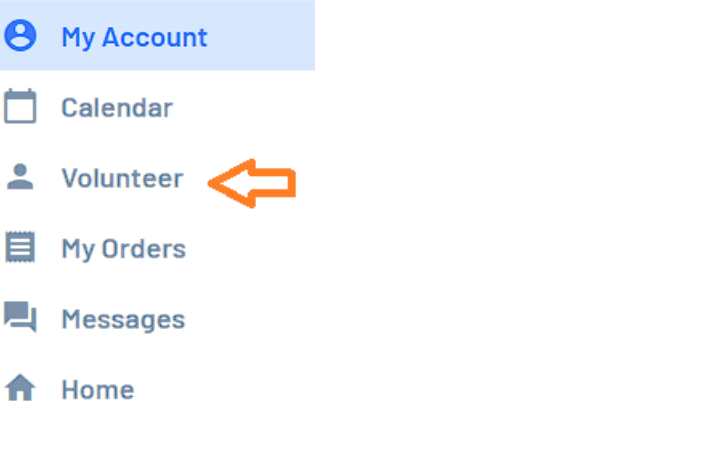
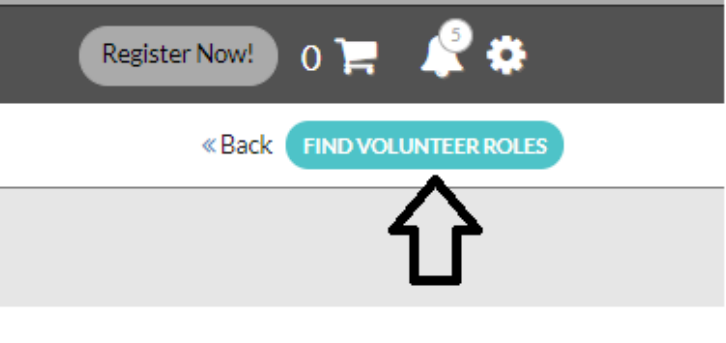
Proof of Identification

Driver's License Number \*

Driver's License State Issued \*

Driver's License Expiration Date \*

## East Windsor Soccer Club (EWSC) How to Volunteer

<p>Look at the menu on the left-hand side where you can choose <i>Volunteer</i>.</p>	 <p>A screenshot of a user menu on the left-hand side of a website. The menu is a vertical list of items, each with an icon and text. The items are: 'My Account' (person icon), 'Calendar' (calendar icon), 'Volunteer' (person icon with an orange arrow pointing to it), 'My Orders' (list icon), 'Messages' (speech bubble icon), and 'Home' (house icon). The 'My Account' item is highlighted with a light blue background.</p>
<p>Click <i>Find Volunteer Roles</i></p>	 <p>A screenshot of a website header area. At the top, there is a dark grey bar containing a 'Register Now!' button, a shopping cart icon with '0', a notification bell icon with '5', and a gear icon. Below this bar, there is a light grey bar containing a '&lt;&lt; Back' link and a teal button labeled 'FIND VOLUNTEER ROLES'. A large black arrow points up to the 'FIND VOLUNTEER ROLES' button.</p>

## East Windsor Soccer Club (EWSC) How to Volunteer

Click *View Divisions* to see divisions you can volunteer for.


EAST WINDSOR SOCCER CLUB

Looking to get involved? Here are some opportunities.

Select a program below to view and select any division with available opportunities.


Programs

1

 2022 Fall Recreational Soccer

View Divisions

2

 2022 Fall Travel Soccer

View Divisions

< Back

View Selected Opportunities

Version 1.

Page 6 of 12

## East Windsor Soccer Club (EWSC) How to Volunteer

Check on a division.

Then Scroll down and  
click *View Selected  
Opportunities*

### Looking to get involved? Here are some opportunities.

Select a program below to view and select any division with available opportunities.

#### Programs

1  2022 Fall Recreational Soccer [View Divisions](#)

2  2022 Fall Travel Soccer [Hide Divisions](#)

Select Divisions:

- ☐ Under 09 - Boys
- ☐ Under 11 - Girls
- ☐ Under 12 - Boys
- ☐ Under 14 - Girls
- ☐ Under 10 - Boys

[< Back](#)

[View Selected Opportunities](#)


## East Windsor Soccer Club (EWSC) How to Volunteer

Choose the appropriate role you are volunteering for, such as Head Coach, Assistant Coach, Team Manager, or Team Parent.

Note: A team can have only one head coach. So, if it already has a head coach, you should not volunteer for that role.

**Looking to get involved? Here are some opportunities.**  
You can sign up yourself or a family member.

---

 **2021 Fall Travel (competitive) Soccer Program**  
Under 10 - Boys

<b>Head Coach</b> Runs the team. <a href="#">Select</a>	<b>Assistant Coach</b> Reports to the Head Coach. Can substitute for the Head Coach at practices and games. <a href="#">Select</a>	<b>Team Parent</b> Helps the coaches keep the players focused on what they should be doing. <a href="#">Select</a>
---	--	--


[< Back](#) [Show All Available Opportunities](#) [Skip >](#)



# East Windsor Soccer Club (EWSC) How to Volunteer

Sign up

**Looking to get involved? Here are some opportunities.**  
You can sign up yourself or a family member.




2021 Fall Travel (competitive) Soccer Program  
Under 10 - Boys


**Head Coach**  
Runs the team.

Select

**Assistant Coach**  
Who would you like to sign up for this role?



Sign up Alyse



Sign up a new user

Select

**Team Parent**  
Helps the coaches keep the players focused on what they should be doing.

Select

< Back

Show All Available Opportunities

Skip >


Version 1.

Page 9 of 12


# East Windsor Soccer Club (EWSC) How to Volunteer

Verify your contact info, enter your driver's license info and SSN. Read and agree to the policies, and press *Continue*

**Nice, thanks for getting involved!**  
We'll need a few more details from you to complete your registration. Remember that legal first and last names must be entered as they appear on your government issued ID.

 **Jeffrey**


You've selected the following opportunity:

 2023-2024 Full-Year Travel Program  
Under 14 - Girls  
Team Parent

**Contact Information**

Legal First Name \*  Legal Last Name \*

Email Address  Date of Birth \*

 **Change**

Gender \*  Street \*

City \*  State \*  ZIP \*


Home Phone  Cell Phone \*

**Proof of Identification**

Driver's License Number \*   
Allowed characters are: a-z 0-9 \*

Driver's License State Issued \*  Driver's License Expiration Date \*

**Additional Information**  
We need a little more information for the following roles you've selected.

 2023-2024 Full-Year Travel Program  
Under 14 - Girls  
Team Parent

Background Check Consent \*

Concussion Policy \*

Connecticut Safe Sport Policy: Child Abuse Prevention \*

Mandated Reporter \*

**1** Concussion Certificate  
Only .png, .jpg, .pdf, .jpeg, .gif files allowed. Max file size 10MB

**1** SafeSport  
Only .png, .jpg, .pdf, .jpeg, .gif files allowed. Max file size 10MB

## East Windsor Soccer Club (EWSC) How to Volunteer

Check the boxes for each certification you have or that you will obtain.

First, check *Risk Status* and then click *Renew & Update*. That will get your background check rolling right away.

Then check *SafeSport* and click *Renew & Update*. Follow the SafeSport Instructions as shown on the next page.

My Roles & Certificates

- Assistant Coach

2021 Fall Travel (competitive) Soccer Program

Under 10 - Boys

E. Windsor 10UB - Fall 2021

Details

East Windsor Soccer Club East Windsor Soccer Club

<input type="checkbox"/>	Certification	Expiration Date	Status	Compliant
<input type="checkbox"/>	Risk Status (Submitted for the season)	08/01/2023	Approved	✓
<input type="checkbox"/>	Concussion Certificate	None	None	⚠
<input type="checkbox"/>	Coaching Certificate	None	None	⚠
<input type="checkbox"/>	SafeSport	None	None	⚠
<input type="checkbox"/>	Coaching License	None	None	

Renew & Update

A *Concussion Certificate* is optional, but worth having. It can be obtained from the [CDC Heads Up website](https://www.cdc.gov/headsup/). Check the Concussion Certification box, then press *Renew & Update* to upload your certificate.

Follow the same steps to upload a Coaching Certificate if you have one.

## East Windsor Soccer Club (EWSC) How to Volunteer

Initiate SafeSport training by following the link. Upload your SafeSport certificate after you complete the course.

### Certifications

**SafeSport**

To begin your SafeSport training, click [HERE](#) or copy & paste this link into your browser: <https://safesporttrained.org/?KeyName=tsVWe36Xa6PS3b5NzOug>

Upload

Only .jpeg, .png, .jpg, .pdf and .gif files are allowed.  
Max File Size Allowed: 10MB

Cancel

Submit